

Effect of different doses of the hormone gibberellins acid on the process of protein changes in bean plants***Somaye ghalandari¹, Tayeb Saki Nejad², Shahram Lack³**

1- Department of Agriculture. Science and Research Branch, Islamic Azad University, Khuzestan, Iran,

2- Assistant Professor Department of Physiology, Islamic Azad University, Ahvaz branch (*Thesis Supervisor*)

3- Department of Agriculture. Science and Research Branch, Islamic Azad University, Khuzestan, Iran,

*Corresponding Arthur: somaye.ghalandar@yahoo.com

Abstract Due to poor land of Khuzestan and land pollution due to application of chemical fertilizers, use of materials that can no harmful effects on the environment, planting with very low doses, had positive effects on plants have quality performance, it seems necessary. Why research in this area in order to affect hormone levels and time use gibberellins acid (GA3) on the process of change and increasing amounts of protein bean seeds, bean seeds to increase the quality performance (*Vicia FabaL.*) were performed. The research farm located in the city Hamidieh hashemi research during the season and in 2010 was done, figure used in this experiment using BARAKAT variety. Use design was factorial experiments in randomized complete block design with three replications. Factors tested included four concentrations of the hormone gibberellins acid: (no hormones = d_0 , $d_1 = 5$ ppm, $d_2 = 50$ ppm and $d_3 = 250$ ppm) and the second factor the third period, hormone sprayed: (phase of eruption = s_0 , Flowering = s_1 and phase pod set = s_2), respectively. Measuring grain protein levels indicated that the hormone gibberellins acid spray treatment growth period increased grain protein and the greatest amount of protein in the amount of treatments d_2s_0 , d_1s_0 and 29.28 percent, respectively. . [Somaye ghalandari, Tayeb Saki Nejad, Shahram Lack. Effect of different doses of the hormone gibberellins acid on the process of protein changes in bean plants. Journal of American Science 2011;7(6):45-49]. (ISSN: 1545-1003). <http://www.americanscience.org>.

Keywords: Bean, the hormone gibberellins acid, proteins**1. INTRODUCTION**

The seed storage proteins are N, polymeric amino acids that are bound together by peptide bonds have been necessary for seedling growth are 20 types of proteins are composed of amino acid, all of which exist in nature. Of being more or all amino acids together different protein molecules there are so very large molecules, proteins, complex and high molecular weight and their chemical diversity is limited, if sometimes crude protein as protein is used instead of why crude protein, protein compounds that also encompasses. And this figure is the same method of calculation Kjeldal nitrogen and beat up the conversion ratio, usually 6.25 is obtained. The grief can simply use value crops such as cereals and legumes to supply enough energy is so, can the amount of protein required and sufficient to meet the body, in addition to protein quantity and value, quality and biological value must also be considered.

Important Prvlamynhay Zyyn in cereals including maize, wheat gliadin in the atmosphere is Hvrddyyn. Glvtlynhay some important crops include maize Zkayyn, glutenin in wheat, barley and Avryzyny Hvrddyyn in the rice, some of the major globulin in seeds include legumes legumin, Veisi Lane, Glysy Nin, and Rashyn Vygnyn. in germination, proteins into amino acid hydrolysis and are then transferred to the embryo axis to be there with a new composition and protein taken together constitute Make a mix of amino

acids is balanced. For this reason, buds and seeds with high protein quality are excellent and in large quantities are used in human food, because seeds of cereal protein are substantially in the food industry, as a puree in food manufacturing, such as used Noodles.

Plant hormones that regulators are produced by the plant and within plant normally produces from the impact transferred to the place, where they affect physiological processes. So the hormone regulators are naturally found in plant while in general, regulators can also be natural and synthetic hormones, so all are not. Configuration is based on work that they do their names are different, such as hormones, growth and flowering material (2).

Currently the world's five groups of known plant regulators, many of which have practical applications in agriculture are large and important. These groups are: is auxin, gibberellins, the cytokenin, the ethylene, inhibiting substances (Asfanva, 2008)

2. Material and Method

This test Crop year 2010 on the farm located in the village of Sayed Hossein HASHEMI Hamidieh city was conducted.

Place testing semi arid dry climates and low temperatures are 4 - and the highest degree of temperature 51.8° C, average annual temperature in the station 23.9 ° C has been reported.

The statistical test of the factorial design are equally important in terms of factors examined in a randomized complete block design with three replications was.

D: Different concentrations of the hormone gibberellins acid.

S: Bean plant growth in different periods.

(d0 =No hormones, d1 = 5ppm and d2 = 50ppm and d3 = 250ppm (and the second factor for three phase bean plant growth hormone gibberellins acid spraying include: (s0 =vegetative phase, s1 = flowering phase and s2 =phase Pod set)

To review the growth and dry matter accumulation bean plants were sampled action. Sampled from all plots to 15 days away from each other during the eighth stage was performed. Three lines for the sample was determined after removal of the top 50 cm Down each line as sidelines, three plants randomly taken from each plot and the plastic bag with a label to each plot and samples were transported to the laboratory and measured.

At the end of each growing season, seed treatment to measure 20 grams protein seeds Kjeldal method to estimate the elements were sent to specialized laboratories.

3. Result

Percent Protein

Of bean plants are important sources of protein, more protein in the leaves of beans and seeds are collected and globulins been more than kind and amount of amino acids cysteine, glutamic acid, arginine and ammonia nitrogen that is less, dependent on the nitrogen percentage Protein has a higher protein nitrogen everything will go well above (5).

Gibberellic acid at a dose level of 1 percent is significant, the different developmental courses of any level is not significant, dose interaction gibberellic acid and different periods of growth at 1 percent is significant (3).

Doses of 5 and 50 and 250 ppm compared to the control levels were statistically a higher protein value.

Long period of vegetative growth before flowering with (28.98 percent protein) has the highest percentage of protein and were in a statistical level, the rest period of growth in the levels were statistically lower levels.

The interaction of dose and period of growth hormone on protein and nitrogen developmental growth period before flowering and the dose of 5 and 50 and 250 ppm respectively, with values 29.97 and 29.83, and 30 percent of the highest statistical level, a comparison Others have gained and (Chart 1,2).

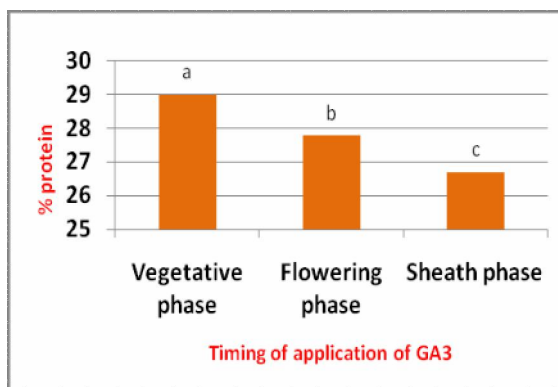


Fig1. Effect timing of application of GA3 on % protein

Perhaps because the hormone synthesis and plays a role in attracting more Assimilate protein, followed by large amounts of protein.

With the above results and by Shft and Shabana Ullah and colleagues reported that the GA is an effective role in protein synthesis and cell enlargement are the hormones produced in the fruit seeds and sprayed it increases the quantity and quality of fruit is (15).

Combinations of growth hormones and regulators through increased construction activity RNA and RNA polymerase proteins, the rate of construction increases was consistent (17).

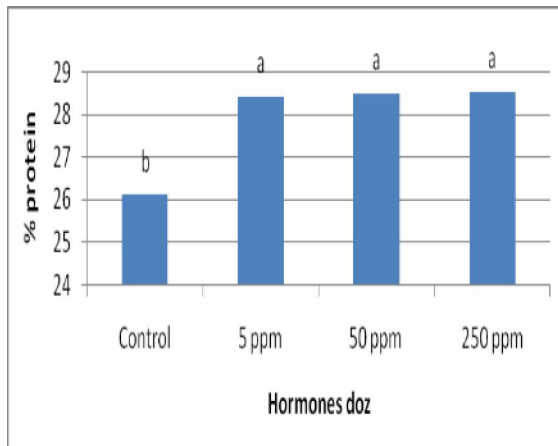


Fig2. Effect hormone doz GA3 on % protein

Percent nitrogen

Structure of protein synthesis and amino acid nitrogen than is the main protein that whatever goes up BFM high nitrogen and high in protein will be gone (small building).

Dose Hormone Gibberellic acid at 1 percent is significant, the hormone acts on the percentage of time means nitrogen is the interaction of different doses and periods of growth hormone level is a significant one in (Table 4-3).

effect of dose on the percentage of nitrogen, all doses of 5 and 50 and 250 ppm respectively, with values of 55 quarters and 56 quarters and 50 quarters at the level of statistical a are located only control treatment is that in statistical b is located.

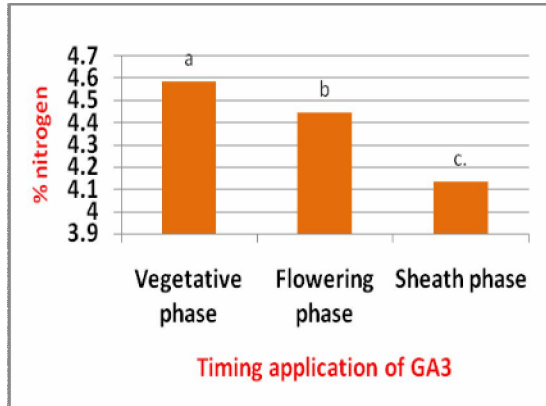


Fig3. Effect timing of application of GA % nitrogen

Effect of hormone actions in the time period before flowering eruption rate 4.58 percent nitrogen was in statistical and developmental courses set pod up gradation value 4.31 percent were located in c statistics. The interaction of hormone dosage and time of hormone actions vegetative growth before flowering period with a dose of 5 ppm and 50 ppm respectively, with values of 79 quarters and 4.80 percent were in a statistical treatment and control without taking hormone with 4.18 percent statistical level f is the lowest level was statistically.

The nitrogen and protein are dependent; high-protein nitrogen will rise.

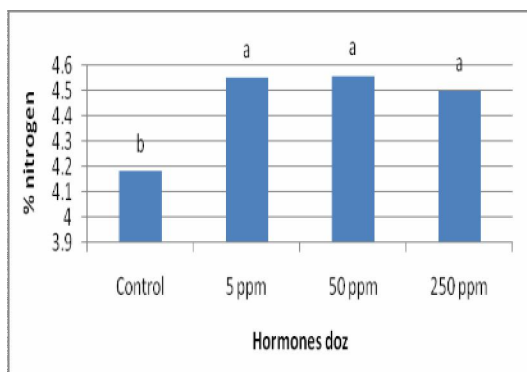


Fig4. Effect hormone doz GA3 on % nitrogen

Reference

- Fosket, D. E. and J. G. Torrey. 1969. Hormonal control of cell proliferation and xylem differentiation in cultured tissues of *Glycine max* var Biloxi. *Plant Physiol.* 44: 871-880.
- Giuseppe, D. 1973. Interaction of auxin, cytokinin, and gibberellins on cell division and xylem differentiation in cultured explants of Jerusalem artichoke. *Plant Cell Pysiol.* 14: 1167-1176.
- Greenboim-Wainberg Y, Maymon I, Borochof R, Alvarez J, Olszewski N, Ori N, Eshed Y, Weiss D .2005. Cross talk between gibberellin and cytokinin: the Arabidopsis GA-response inhibitor SPINDLY plays a positive role in cytokinin signaling. *Plant Cell* 17: 92-102.
- Greenbry-Kaslasi, D, .1991. Vegetative and reproductive development in the saffron (*Crocus sativus* L.).M. SC. Thesis. The Hebrew University, Jerusalem.
- Hanks, G. R., 1992. Control of basal rot natcissus bulbs. *Horticulture Resserch International Annual Report 1990-91:69.*
- Hardtke, C. 2003. Gibberellin signaling:Grass growing roots. *Current Biology*, 13:366-367.
- Hassaballa I.A., E.Y. Youssef, M.A. Ibrahim and S.E. Khalifaa. 1984. Effect of som growth regulators on Yield and physical characteristics of Zaghlood data fruits. *Annual of Agricultural Science, moshtohor*, 20: 316-332.
- Hazebroek JP, Metzger JD, Mansager ER.1993. Thermoinductive regulation of gibberellins metabolism in *Thlaspi arvense* L. II.Cold induction of enzymes in gibberellins biosynthesis. *Plant Physiol* 102:547-552.
- Kakimoto T .2003. Perception and signal transduction of cytokinins. *Annu Rev Plant Biol* 54: 605-627.
- Kaneko M, L toh H, Lnukai Y, Sakamoto T, Ueguchi-Tanaka M, Ashikari M, Mastuoka M.2003. Where do gibberellins biosynthesis and signaling occur in rice plant?plant , 34:1-12.
- Lang, A. 1965. Physiology of flower initiation. In: *Handbuch der Pflanzenphysiologie XV/1*. W Ruhland, ed. Springer-Verlag, Berlin. P 1380-1538.
- Lange MJP, Lange T.2006.Gibberellin biosynthesis and the regulation of plant development. *Plant Biol* 3: 281-290.
- Leite, V.M., Rosolem, C.A, and Rodrigues, J.D. 2003. Gibberelline and cytokenin effects on soybean growth. *Scientia Agricola*, 60: 537-541.
- Lester, D.C., Carter, O.G., Kelleher, F.M., and Laing, D.R. 2002. The effect of gibberellic acid on apparent photosynthesis and dark respiration of simulated swards of *Pennisetum clandestinum* Hochst. *Australian Journal of Agricultural Research*, 23 :205-213.

15. Little, C.H.A., and MacDonald, J.E.2003. Effect of exogenous gibberellins and auxin on shoot elongation and vegetative bud development in seedling of *Pinus sylverstris* and *Picea glauca*. *Tree Physiology*, 23: 73-83.
16. Mburu, M. W. 1996. THE effects of irrigation, fertilizer nitrogen and planting density on bean (*Phaseolus vulgaris* L.) yield under different weather conditions. Ph.D. Thesis, Department of Soil Science, University of Reading, Britain.
17. Meershad, R.L., and Ramming, D. W. 1994. Effects of media on embryo enlargement, in germination and plant development in early-ripening genotypes of prunus grown in Vitro *Plant Cell Tissue and Organ Culture* 37: 55-61.
18. Monselise, S.P., and Halevy, A.H. 1962. Effect of gibberellic acid and Amo- 1618 on growth, dry matter accumulation, chlorophyll content and peroxidase activity in citrus seedling. *American Journal of Botany*, 49: 405-412.
19. Moon J., Sung-Suk, S., Lee, H., Choi, K.-R., Hong, C., Kim, S.-G., and Lee, I. 2003. TheSOC1 MADS-box gene integrates vernalization and gibberellins signals for flowering in *Arabidopsis*. *Plant J.* 35: 613-623.
20. Nadjaf, M. Bannayan, L Tabrizi and M. Rastgoo. 2006. Seed germination and dormancy breaking techniques for ferula gummosa *Teucrium polium*. *Journal Arid Enviroments*. Article in press.
21. Nanda, K. K., H. N. Krishnamoorthy, T. A. Anuradha, and K. LAI. 1967. Floral induction by gibberellic acid in *Impatiens balsamina*, a qualitative short-day plant. *Planta* 76: 367-70.
22. Ngatia, S.I etal., 2004.Effect of Levels and Timing of Application of Gibberellic acid on Growth and Yield Components of *Common Beans*. *African Crop Science journal*, 12: 123-131.
23. Naeem, N., Ishtiaq, M., Khan, P., Mohammad, N., Khan, J., and Jamiher, B. 2001.effect of gibberellic acid on growth and yield of tomato cv. Roma. *Online Journal of Biological Scientific Information*, 1 :448-450.
24. Oda A, Sauta C, Masuda S, Mizoguchi T, Kamada H, Satohs .2003. Possible involvement of leaf gibberellins in the clock-controlled expression of XSP30, a gene encoding a xylem sap lectin, in cucumber roots. *Plant Physiol.* 133: 1779-1790.
25. Olszewski N, Sun TP, Gubler F .2002. Gibberellin signaling: Biosynthesis, catabolism, and response pathways. *Plant Cell* 14: S61-80.
26. Pavlista, A. D. 2004; Physiologial aging of seed tubers. *Nebraska Potato Eyes*. 16: 1-3.
27. Phillips, A., .1998. Gibberellins in *Arabidopsis*. *Plant Physiol. Biochem.* 36: 115-124.
28. Razem FA, Baron K, Hill RD .2006. Turning on gibberellin and abscisic acid signaling. *Curr Opin Plant Biol* 9: 454-459.
29. Reyes JL, Chua NH.2007. ABA induction of miR159 controls transcript levels of two MYB factors during *Arabidopsis* seed germination. *Plant J* 49: 592-606.
30. Robers M, Kaneta T, Kawaide H, Yamaguchi S, Yang YY, Imai R, Sekimoto H, Kamiya Y .1999. Regulation of gibberellins biosynthesis genes during flower and early fruit development of tomato. *Plant J.* 17: 241-250.
31. Rogers JC, Rogers SW .1992. Definition and functional implications of gibberellin and abscisic acid *cis*-acting hormone response complexes. *Plant Cell* 4: 1443-1451.
32. Ross JJ, Murfel IC, Reid JB .1977. Distribution of gibberellins in *Lathyrus odoratus* L. and their role in leaf growth. *Plant Physiol.* 102: 603-608.
33. Saibo NJM, Vriezen WH, Beemster GTS, Van der Straeten D .2003. Growth and stomata development of *Arabidopsis* hypocotyls are controlled by gibberellins and modulated by ethylene and auxins. *Plant J* 33: 989-1000.
34. Setterfield, G.1963. Growth regulation in excised slices of Jerusalem artichoke tuber tissue. *Symp. Soc. Expil. Biol.* 17: 98-126.
35. Shani E, Yanai O, Ori N .2006. The role of hormones in shoot apical meristem function. *Curr Opin Plant Biol* 9: 484-489.
36. Shaddad, M. A. and El Tayeb, M. A.1990. Interactive effects of soil moisture content and hormonal treatment on dry mater and pigment contents of some crop plants. *Acta Agronomica (Hungary)* 39:49-57.
37. Shafaat M. and H.R. Shabana. 1980. Effects of naphthalene acetic acid on fruit size, quqlity and ripening of Zahedi data palm. *Hort Science*, 15: 727-725.
38. Shahein, A.H., Agwah, E.M.R. and EL-Shammah, H.A. 1995. Effect of Plant density as Well as nitrogen and phosphrous fertilizer rate on growth, green pods and dry seed yield and quality of broad bean. *Annuals of agricultural science Moshtohor*.33:1, 371-388.
39. Stepanova AN, Robertson-Hoyt J, Yun J, Benavente LM, Xie DY, Dolezal K, Schlereth A, Jürgens G, Alonso JM .2008. *TAA1*-mediated auxin biosynthesis is essential for hormone crosstalk and plant development. *Cell* 133: 177-191.
40. Stuart, D.I., and Jones, R.L .1977. Roles of extensibility and turgor in gibberellins and dark stimulated growth. *Plant Physiology*, 59 :61-68.

41. Sun TP, Gubler F. 2004. Molecular mechanism of gibberellins signaling in plants. *Annu. Rev. Plant Biol.* 55: 197-223.
 42. Tennant, D.A. A.1975. test of a modified line intersect method of estimating root length. *Journal of Ecology.* V. 63 :995-1001.
 43. Turk, M.A., and Tawaha, A.R.M. 2002. Impact of seeding rate, seeding date, rate and method of phosphorus application in faba bean (*Vicia faba L. minor*) in the absence of moisture stress. *Biotechnol. Agron. Soc. Environ.* 3 :171-178.
 44. Tyler L, Thomas SG, Hu J, Dill A, Alonso JM, Eker JR, Sun T-p.2004. DELLA protein and gibberellin-eulad seed germination and floral development in Arabidopsis. *Plant physiol.* 135:1008-1019.
 45. Ueguchi-Tanaka M, Ashikari M, Nakajima M, Itoh H, Katoh E, Kobayashi M, Chow T Y, Hsing Y C, Kitano H, Yamagushi I, Matsuoka M .2005. Gibberellin insensitive dwarf encodes a soluble receptor for gibberellin. *Nature* 437: 693-698.
 46. Vagner, M. 2004. Gibberellin and Cytokinin effect on soybean growth. *Plant Growth Regulation.* V. 24 :8-14.
 47. Xie Z, Zhang ZL, Zou XL, Yang GX, Komatsu S, Shen QXJ .2006. Interactions of two abscisic-acid induced WRKY genes in repressing gibberellin signaling in aleurone cells. *Plant J* 46: 231–242.
 48. Yamaguchi S, Kamiya Y. 2000. Gibberellin biosynthesis: It regulation by endogenous and environmental signals. *Plant Cell Physiol.* 41: 251-257.
 49. Zhao Y .2008. The role of local biosynthesis of auxin and cytokinin in plant development. *Curr Opin Plant Biol* 11: 16–22.
 50. Zhou,C – 2001– International training course of Hybrid rice seed production – CNHRRDC – China.
- 51.

5/15/2011