

## The effects of applying different levels of nitrogen and the plant growth regulator Pix on the morphological features of the cotton cultivar Sahel

Abed vahedi

Department of Agronomy and Plant Breeding, Faculty of Agricultural and Natural Resources, Qaemshahr Branch, Islamic Azad University, Qaemshahr, Iran. Email: [av1790@hotmail.com](mailto:av1790@hotmail.com)

**Abstract:** In order to study the effects of the application of various amounts of nitrogen fertilizers and Pix 35% growth regulator on the morphological features of the Sahel cultivar of cotton (*Gossypium hirsutum* L.), and on the unginning cotton yield of this cultivar, an experiment was carried out in the factorial design in the randomized complete block format with three replications at the Bayekola Agronomical Research Station in 2009. The factors studied included the amounts of nitrogen fertilizers and of the cotton growth regulator Pix 35% used in the experiment. Results obtained showed that the minimum plant height was obtained in the control treatment (72.93 cm), and that plant height increased with nitrogen application and reached its maximum (77.59 cm) when 225 Kg.h of nitrogen was used. The analysis of the variance of the data indicated that the effects of applying various levels of Pix were very significantly different, so that the greatest plant height was observed in the Pix control treatment (90.94 cm), and it significantly decreased by Pix application and reached 65 cm when 300 g.h of Pix was applied (which was an almost 40% reduction). Furthermore, when nitrogen fertilizers were applied, the unginning cotton yield significantly went up, and this increase in yield continued up to the level of using 150 Kg.h nitrogen; however, when the level of nitrogen application reached 225 Kg.h, the yield started to go down. As a whole, the lowest yield was obtained when nitrogen was not applied (which was the control with a yield of 1469 Kg of unginning cotton per hectare), and the maximum yield (2825 Kg.h of unginning cotton per hectare) was achieved when 150 Kg of nitrogen per hectare was used \_ i.e., the unginning cotton yield went up by 14% when 150 Kg of nitrogen per hectare was applied. In our study, it was observed that Pix did not have much influence on increasing yield: the minimum yield (2529 Kg of unginning cotton per hectare) was observed in the treatment of applying 100 g.h of Pix, and the maximum yield (2669 K.g of unginning cotton per hectare) by using 200 g.h of Pix. Comparison of the interaction effects of the level of Pix and nitrogen application indicated that, among all the treatments, the maximum yield of unginning cotton (3010 K.h) was achieved when 150 Kg.h of nitrogen and 200 g.h Pix were applied. These results also showed that in the treatments of using 150 K.g nitrogen per hectare, and applying 150 Kg. nitrogen plus 300 g Pix per hectare also, high yield potentials (close to 3 tons per hectare) were created. The minimum yield of unginning cotton (2230 Kg.h) belonged to the treatment of using 200 grams of Pix per hectare.

[Abed vahedi. The effects of applying different levels of nitrogen and the plant growth regulator Pix on the morphological features of the cotton cultivar Sahel. Journal of American Science 2011;7(7):646-650]. (ISSN: 1545-1003). <http://www.americanscience.org>.

**Keywords:** Cotton, Nitrogen, Pix, Morphological Features

### 1. Introduction

The crop plant cotton (*Gossypium hirsutum* L.) which is one of the important crops used in industry is also called the white gold. Crop plants, including cotton, are faced with various limitations, such as limited plant nutrients in the soil. One of the most important plant nutrients needed for cotton to grow, and which greatly affects the yield of the cotton crop, is nitrogen. However, excessive application of nitrogen causes an increase in vegetative growth, and disturbs the balance between the vegetative and the reproductive growth; and thus decreases the yield of unginning cotton, or does not further raise yield. Therefore, determination of the suitable amount of nitrogen required by cotton in each region enjoys special priority. This is of special importance in the north of Iran, where harvesting cotton coincides with the rainy season in the fall. Excessive application of

nitrogen delays the maturity of the crop, and the coincidence of the harvest with rainy weather in the fall reduces the quality of cotton fibers, especially in the second and third picks. Therefore, finding a solution for having early maturing crops is worthy of consideration. Among the substances that have attracted the attention of scientists and researchers who are after finding such a solution are the growth regulators that have various and desirable effects on different crop plants, including cotton. One of these growth regulators, which is widely used in cotton, is Mepiquat chloride, which has the common name of Pix. Gerbin et al. (1996), in their study of the effects of using Pix on the growth of the roots and the aerial parts of cotton, found that Pix significantly increases the yield of cotton and also the ratio of cotton seed to the total dry matter produced. Pix can cause early maturity of the crop, so that there are more bolls in

the middle and lower parts of plants sprayed with Pix. As these bolls have access to more plant nutrients, they mature early; and in this way, crop yield goes up, especially in the first pick (Kerby et al., 1990). Pix also causes the plants to become smaller, and hence it becomes possible to have more plants per unit area, which can lead to an increase in yield per unit area (Stuart et al., 2004). This study was conducted with the purpose of finding the most suitable amounts of nitrogen and Pix to be applied to the cotton crop; so that a step is taken in getting to know the factors that can increase cotton yield, and improve the quality of its fibers, in the province of Mazandaran.

## 2. Material and Methods

In order to investigate the effects of applying different levels of nitrogen and the growth regulator Pix 35% on the unginned yield and the morphological features of the Sahel cultivar of cotton, an experiment was conducted in the Agronomical Research Station of Bayekola in 2009. The geographical, and the other, characteristics of Bayekola are as follows: longitude: 31.3° East, latitude: 36.42° East, altitude: -18 meters above sea level, average annual rainfall: 680 millimeters, soil: clayey, pH: 8. The study was conducted in the factorial design ( $4^2$ ) in the randomized complete block format with three replications. The factors included the amounts of nitrogen (N) and the growth regulator Pix 35% (P) applied to the crop plant. The levels of nitrogen in the experiment were as follows: no nitrogen applied (NO), as the control, 75 kilograms of pure nitrogen per hectare (N1), 150 kilograms of pure nitrogen per hectare (N2), and 225 kilograms of pure nitrogen per hectare (N3). Nitrogen was applied in the form of urea as top dressing at the stages of bud formation and at the start of stem elongation. The Pix factor included the control treatment (PO), in which no Pix was applied, and the treatments of using 100 grams (P1), 200 grams (P2), and 300 grams (P3) of Pix 35% per hectare at the start of flowering (it was sprayed when there were 10 white flowers in every meter of the planted lines). Pix 35% is the common name of a growth regulator with the name of Dimethyl – piperidium chloride, which is an odorless powder that readily dissolves in water.

## 3. Results

**Height of the plants:** Results obtained showed that the differences between the various levels of nitrogen applied, and also the interaction effects of using nitrogen plus applying Pix 35%, were not significant regarding plant height (Table 1). Nevertheless, the shortest plants (72.93 cm) were observed in the control, while with an increase in

nitrogen applied, plant height also went up; so that at 225 Kg.h of nitrogen, the tallest plants (77.59 cm were produced) (Table 2). The reason for this could be that nitrogen increased the internodal length -i.e., when more nitrogen became available, the vegetative growth increased and plants became taller. The analysis of the variance indicated that the differences between the various levels of Pix on the feature of plant height were very significant (Table 1). Comparison of the means of different levels of Pix applied showed that the tallest plants (90.94 cm) belonged to the control treatment of Pix, while by applying Pix the height of plants significantly decreased, and was reduced to 65 cm (which was about 40% less than the height of plants in the control) when 300 g.h Pix was used. The reason for the decrease in height caused by applying Pix could be that Pix inhibits the production of gibberellic acid. Gibberellic acid is responsible for longitudinal growth and it increases plant growth; and Pix in fact reduces the longitudinal growth of the cotton plants by preventing the synthesis of gibberellic acid. These results are consistent with the findings of Carualho et al. (2005). Comparison of the interaction effects of application of nitrogen and Pix indicated that maximum plant height (94 cm) was obtained by using 225 Kg.h nitrogen, and the minimum plant height (61 cm) was observed when 300 grams of Pix per hectare was applied (Fig 1).

**Number of nodes on the main stem:** The analysis of the variance showed that there was no significant difference among the various levels of nitrogen regarding the number of nodes on the main stem (Table 1). However, the difference among the various levels of Pix concerning the number of nodes on the main stem was very significant. Comparison of the means indicated that, in the Pix treatments, the greatest number of nodes on the main stem was achieved in the control, and that the number of nodes decreased when higher levels of Pix was applied, so that when 300 grams of Pix per hectare was used the lowest of nodes on the main stem was observed (Table 2). This decrease in the number of nodes is due to the inhibitory effects of Pix – Pix inhibits the synthesis of gibberellic acid and thus prevents the increase in the number of nodes and the elongation of stems. Therefore, one of the reasons for the shortening of the main stem resulting from the application of Pix could probably be this reduction in the number of nodes. Comparison of the interaction effects of the application of Pix and nitrogen indicated that the maximum number of nodes on the main stem (14.5) was achieved when 150 Kg.h of nitrogen was used, and the minimum (10.8) when 300 grams of Pix plus 225 Kg of nitrogen per hectare were applied (Fig 2).

**Internodal length on the main stem:** The length of the internodes on the main stem was also one of the features very significantly influenced by the application of Pix (Table 1). Comparison of the means indicated that use of Pix significantly decreased the length of the internodes, although changing the rate of applying Pix from 100 up to 300 g.h caused no significant change in the length of the internodes; however, the differences among the Pix control and the three levels of Pix application were very significant (Table 2). Therefore, another reason for the reduction in the height of the main stem, resulting from the application of Pix, is the reduction in the length of the internodes on the main stem. The effects of the various levels of using nitrogen were not significant regarding the length of the internodes on the main stem. The interaction effects of nitrogen plus Pix on the length of the internodes were not statistically significant either, but comparison of the means of the interaction effects indicated that there were significant differences between the interaction effects of these two factors. The two factors of nitrogen and Pix had various and different effects on the length of the internodes on the main stem: the longest internodes were seen in the treatment of urea control and Pix control, and the shortest (4.9 cm) in the treatment of urea control plus the application of 300 grams of Pix. In the treatment of applying 100 grams of Pix, there was not much difference in the length of the internodes when more urea was used. In the treatment of using 200 g of Pix, the length of the internodes increased when 150 Kg of urea was applied; however, when urea was increased to 225 Kg, the length of the internodes decreased again. In the treatment of applying 300 g of Pix, the shortest internodes were observed at the level of urea control; and by increasing urea to 75 Kg there was a rather big jump in the length of the internodes (but when urea was increased to 150 Kg, the length of the internodes declined again) (Fig 3).

**Number of reproductive branches:** The differences among the various levels of nitrogen were not significant concerning the feature of the number of reproductive branches. However, the differences among the various levels of Pix, regarding the number of reproductive branches, were significant at the 5% probability level (Table 1). These results suggest that with an increase in the amount of Pix applied, the number of reproductive branches significantly declined; so that the greatest number of reproductive branches was achieved in the treatment of Pix control; and, with an increase in the amount of Pix, this number went down and reached the minimum of 6 branches per plant when 300 g of Pix was applied (Table 2). Comparison of the interaction

effects of nitrogen and Pix showed that the maximum number of reproductive branches (7.5) was observed in the control, and the minimum number of nodes on the main stem (5.4) was obtained when 100 g of Pix was applied (Fig 4).

**The length of the third reproductive branch:** The differences among the various levels of nitrogen were not significant regarding the length of reproductive branches, but the differences among the various levels of Pix were very significant (Table 1). Comparison of the means indicated that when Pix was used, the length of the productive branches significantly decreased - i.e., in the Pix control the longest productive branches (22.54 cm) were achieved, while the treatment of applying 300 g of Pix had the shortest branches (17.72 cm) (Table 2). Comparison of the interaction effects of nitrogen and Pix showed that the maximum number of productive branches (7.5) belonged to the control, while the smallest number of nodes on the main stem (5.4) was observed in the treatment of using 100 grams of Pix (Fig 5).

**Unginned cotton yield:** Results of the analysis of the variance indicated that the effects of using different levels of nitrogen on the yield of unginning cotton were very significant (at the one percent probability level), but that the effects of various levels of using Pix and the interaction effects of nitrogen and Pix on unginning cotton yield were not significant (Table 1). Comparison of the means indicated that with an increase in nitrogen applied, the yield of unginning cotton very significantly went up; and this increase in the yield of unginning cotton continued up to the level of using 150 Kg.h, after which (i.e., when 225 Kg of nitrogen per hectare was used) the unginning cotton yield started to go down. In general, the minimum yield (1469 Kg of unginning cotton per hectare) was observed in the treatment of not applying nitrogen (the control), and the maximum (2825 Kg of unginning cotton per hectare) when 150 Kg of nitrogen per hectare was used; that is, when 150 Kg.h of nitrogen was applied, the yield of unginning cotton went up by 14% (Table 2). These results are consistent with the findings of Abdolahi fard and Hemati (2003). Prokofev et al. (2007) reported that, in their research, with an increase in the levels of applied Pix, the yield of unginning cotton went up, while Armstrong et al. (2002) found that Pix reduced unginning cotton yield. In our study, Pix did not have much effect on increasing yield: the minimum unginning cotton yield (2529 Kg.h) was obtained in the treatment of using 100 g Pix per hectare, and the maximum (2669 Kg.h) was achieved in the treatment of applying 200 g of Pix per hectare (Table 2).

Table 1. Analysis of Variation of the studied traits

Source of Variation	MS					
	Plant Height	No. Node on main stem	Internodal length	Number of reproductive branches	Length of 3 <sup>rd</sup> reproductive Branch	Cotton yield
Replication	48.1450 ns	3.2758 ns	0.1732 ns	0.035 ns	14.1705 ns	67592.6 ns
N	55.41 ns	1.1996 ns	0.0901 ns	0.59 ns	24.7566 ns	290584.694 **
P	1499.976 **	10.1476 **	2.94 **	4.1823 **	61.83 **	45528.25 ns
N*P	13418 ns	1.0219 ns	0.2812 ns	0.8532 ns	24.3411 ns	94113.528 ns
Error	23.896	0.991	0.1641	1.133	11.5	57535.201
CV (%)	6.52	7.75	6.94	16.84	17.71	9.18

\* and \*\* show the least differences at 1 and 5 level of probability respectively and ns shows none significant difference

Table 2. Effects of nitrogen and pix application on cotton different features

Treatment	Plant Height	No. Node on main stem	Internodal length	Number of reproductive branches	Length of 3 <sup>rd</sup> reproductive Branch	Cotton yield
Nitrogen (Kg.h)						
0	72.93 b	12.75 b	5.71 b	6.01 b	18.68 b	1469 d
75	73.47 b	13.19 ab	5.85 b	6.58 b	21.27 b	2532 b
150	75.71 b	12.94 b	5.89 b	6.14 b	18.54 b	2825 a
225	77.59 b	14.44 a	5.95 b	6.54 b	18.11 b	2829 a
Pix (g.h)						
0	90.94 a	13.86 a	6.57 a	7.2 a	22.54 a	2449 ab
100	72.72 b	13.22 ab	5.52 b	6.05 b	18.14 b	2529 b
200	71.04 b	12.52 bc	5.68 b	6.02 b	18.20 b	2669 ab
300	65 c	11.72 c	5.57 b	6 b	17.72 b	2609 ab

Numbers having common letters in each column are not significantly different at the probability level of 5 percent.

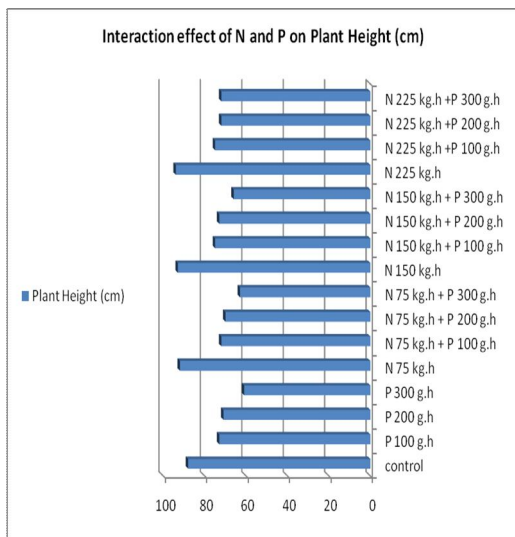


Figure 1. Interaction effects of different levels of nitrogen and pix on plant height.

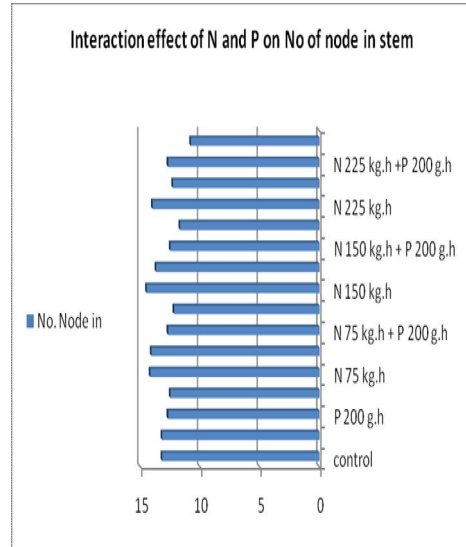


Figure 2. Interaction effects of different levels of nitrogen and pix on number of nod in stem.

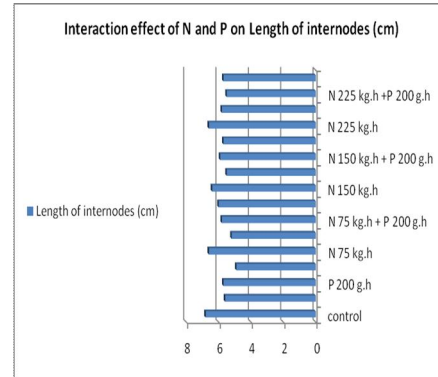


Figure 3. Interaction effects of different levels of nitrogen and pix on intermodal length.

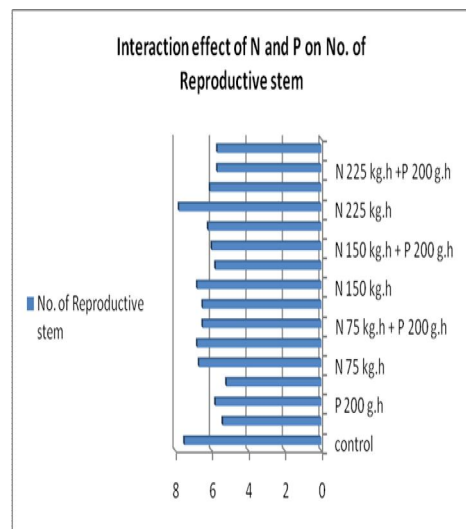


Figure 4. Interaction effects of different levels of nitrogen and pix on reproductive branches.

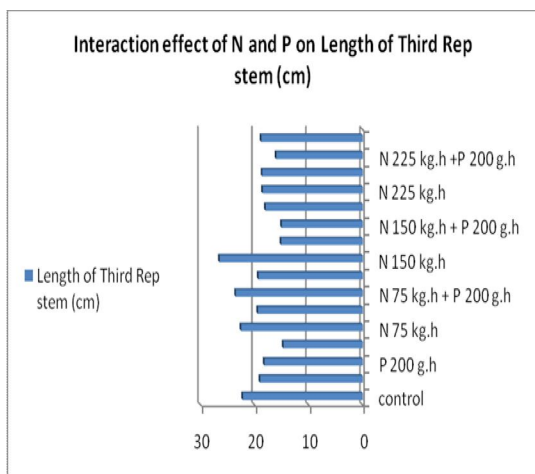


Figure 5. Interaction effects of different levels of nitrogen and pix on length of 3<sup>rd</sup> reproductive branch.

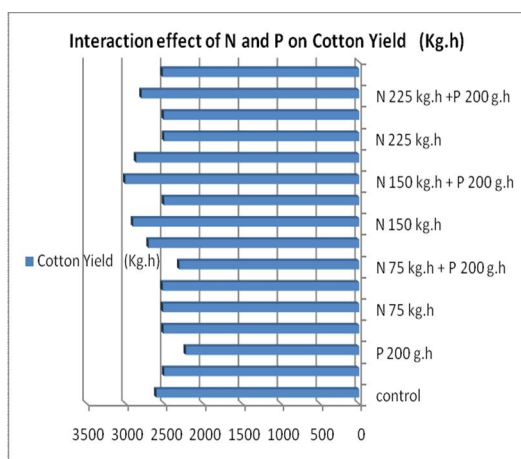


Figure 6. Interaction effects of different levels of nitrogen and pix on cotton un-ginned yield.

Comparison of the interaction effects of applying Pix and nitrogen indicated that the maximum un-ginned cotton yield among all the treatments (3010 Kg.h) was observed in the treatment of using 150 Kg of nitrogen plus applying 200 g of Pix. These results also showed that the treatment of 150 Kg of nitrogen, and that of 150 Kg of nitrogen plus 300 g of Pix, also created the potential of producing high yields (close to 3 tons per hectare). The lowest yield (2230 Kg.h) was obtained in the treatment of 200 g of Pix (Fig 6).

#### 4. Discussion

It can be concluded from this research that with an increase in (the level of) nitrogen used, there was an increase in plant height, although this increase was not statistically significant. Furthermore, with an

increase in the level of applied Pix, plant height very significantly decreased, the reason for which could be the inhibitory effect of Pix on the synthesis of gibberellic acid and on the elongation of the main stem. Increase in the level of applied Pix caused a reduction in the length of the internodes, and also a reduction in the number of nodes on the main stem. The reasons for the reduction in plant height resulting from the application of Pix could be attributed to the reduction in the length of the internodes and also to the reduction in the number of the nodes on the main stem. Pix reduced the number and the length of reproductive branches, so that these two features significantly decreased when Pix was applied.

#### Corresponding Author:

Dr. Abed Vahedi

Department of Agronomy and Plant Breeding,  
Faculty of Agricultural and Natural Resources,  
Qaemshahr Branch, Islamic Azad University,  
Qaemshahr, Iran

E-mail: [av1790@hotmail.com](mailto:av1790@hotmail.com)

#### References

- 1- Abdolahi fard, K and Hadi Hemati. 2003. Evaluation of effects of different levels of urea and nitrogen on cotton yield and quality. Final report. Cotton research center, Varamin, Iran. Pp 88.
- 2- Armstrong, J.F. D.Glat. B.B.Taylor, and H.Buck Walter. 2002. Heat units as a method for timing Pix application. P.570 in. J.M.Brown (ed). Proc Belt wide cotton prod. Res.conf.3-7Jan. Las vegas, Nv. Natl. cotton coun, AM. Memphis. T.N.
- 3- Carualho, L.H.,E.J. Chlavegato, Ecia, J.I.Kond, J.C. Sabino, A., pettinelli Junior, N. Bortoletto, and P.B. Gallo. 2005. Plant growth regulator and pruning in the cotton crop. Field Crop Research. 72(10): 1033-1036.
- 4- Gerbin, P.M., Monteleone and A. Pardo. 1996. Effets of growth and regulator mepiquat chloride on shoot and root growth of irrigated cotton. Field Crop Research. 50(7): 680-684.
- 5- Kerby, T.A., and M. Keeley. 1990. Genotypes and plant densities for narrow row cotton system, height nodes, earliness and location yield. Crop Sci. 30: 644-649.
- 6- Prokofev, A.A., S. Rasulow, and K.S. Bokarev. 2007. Physiologically active substances as regulators of cotton growth and productivity. Plant Physiol: 54 (4): 597-601.
- 7- Stuart, B. L. V. R. Isablee., C.W. Wendt and J. R. Abernathy. 2004. Modification of cotton water relations and growth with Mepiquate Chloride. Agronomy Journal. 96: 651-657.